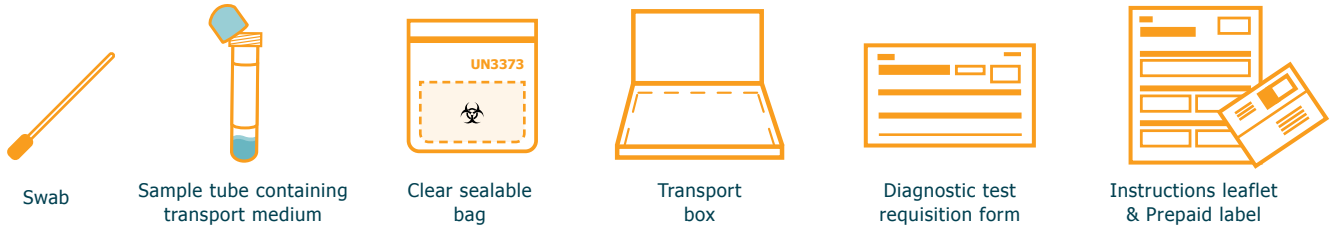


COVID-19 Testing Kit

Before attempting to collect a sample, please read this instruction leaflet carefully.

This kit contains:



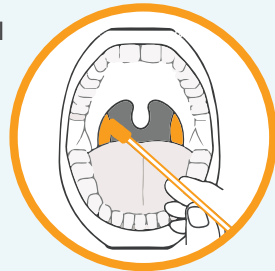
1

- Unpack your test kit and use a ballpoint pen to clearly fill out all of your details on the test requisition form
- Complete the peelable label from the requisition form and **attach to the sample tube**
- Blow your nose to ensure nothing interferes with the test
- Then wash your hands with soap and water for 20 seconds



2

- Remove the swab from its packaging, being careful not to touch the fabric end on anything as this could contaminate the swab
- Using a mirror, look at the back of your throat and rub the fabric end over your tonsils (or where they were if you've had them removed) **5 times**
- Remove the swab being careful not to touch anywhere else in your mouth



3

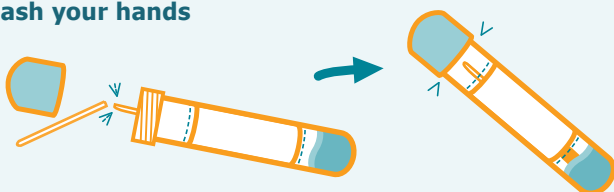
- With the same swab, insert the fabric end into your nostril making sure you don't touch any other part of your face, until you reach resistance (usually about 2.5cm)
- Rotate the swab **5 times** against the inside of your nose. Carefully remove and repeat in the other nostril



4

- Place the swab into the small sample tube containing liquid, snapping or cutting off any excess stem and ensure the lid is **securely** closed

Wash your hands



5

- Place the sample tube inside the clear plastic bag (leaving the absorbent material inside the bag), peel off the adhesive strip and **seal firmly**



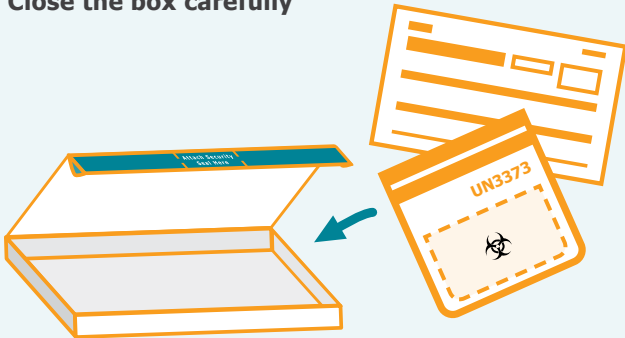
6

- Place the clear plastic bag containing the sample along with the completed requisition form into the UN3373 transport box

NOTE:

It is essential that you return the completed test requisition form with your swab and that the tube is labelled

- Close the box carefully**



7

- Ensure the box is **securely closed** and the flaps are tucked inside the box
- Attach the **security seal** to the flap and bottom of the box, in the areas marked
- Attach Prepaid label to the transport box
- Drop off your item at your nearest Royal Mail Priority Postbox and post your completed test, whilst adhering to social distancing rules and local Health Department guidelines
- To find your nearest Priority Postbox [Click here](#)



Testing will be carried out at:

Source BioScience laboratories, 1 Orchard Place, Nottingham Business Park, Nottingham NG8 6PX.

Testing will be performed using CE-IVD RT-PCR testing kits for the SARS-CoV-2 virus.

CHECK!

Before returning your swab collection kit, please ensure that:

- 1) Your details have been written on the test requisition form
- 2) You have completed the sample label in the top right of the requisition form and placed on to your sample tube
- 3) Your completed test has been placed inside the provided box with the test requisition form
- 4) Using the security label enclosed please seal the box

Please note, samples will not be processed with missing information.